




Floor to Ceiling Pole

These instructions are guidelines only. Use only as instructed by your healthcare provider.

 **WARNING:** Before every use, pull on the pole to test for stability. If the pole moves at all, DO NOT use it. Call the Red Cross immediately.

 **WARNING** Do not move the floor to ceiling pole after it has been installed.

 **WARNING** The pole is not intended to carry your full weight. It is for support only.

What is a Floor to Ceiling Pole Used For?

A floor to ceiling pole is a vertical pole used for standing and transfer assistance. It has a gripping surface or handle to provide balance and support while sitting and standing.


How is a floor to ceiling pole installed?

- The floor to ceiling pole is held in place through vertical tension between the floor and the ceiling. The location of the pole is determined by your healthcare professional who considers what motions you will be going through, where you need the most support, your strongest side, your complete transfer path and the potential for entrapment between the pole and adjacent items such as a bed or toilet.
- The floor to ceiling pole should not be used as physical constraint or barrier to exiting the bed.
- For safety reasons, floor to ceiling poles must be installed by a qualified technician.



How do I use the floor to ceiling pole?

- Each time you use the pole, check that it is securely tightened by giving it a gentle tug before using it for support. If the pole shifts at all, stop using it immediately and contact the Red Cross.
- If the pole is secure, hold onto it for balance and support when transferring from a seated to a standing position or from standing to sitting. Depending on where it is installed, the pole may also be used for support when shifting your weight in bed, on the toilet or when transferring in/out of the bathtub.
- If the pole has a rotating handle, ensure that the handle is locked into position before holding on to it for support.

 **WARNING** The pole is for your use only. Do not let children or other adults use the pole.

 **WARNING** Do not hang items from the handle of the pole.

How do I care for the floor to ceiling pole?

- At each use, check that the pole is secure. If it moves at all, contact the Red Cross
- Clean the pole with a non-abrasive cleaning product such as mild soap and water.



Please ensure that equipment returned to the Red Cross is clean and in good condition.